


# Florida Mission Center

Pooling



**Pooling is combining congregational and Florida Mission Center (FMC) funds to create shared income to help reduce congregational program costs for the FMC budget**



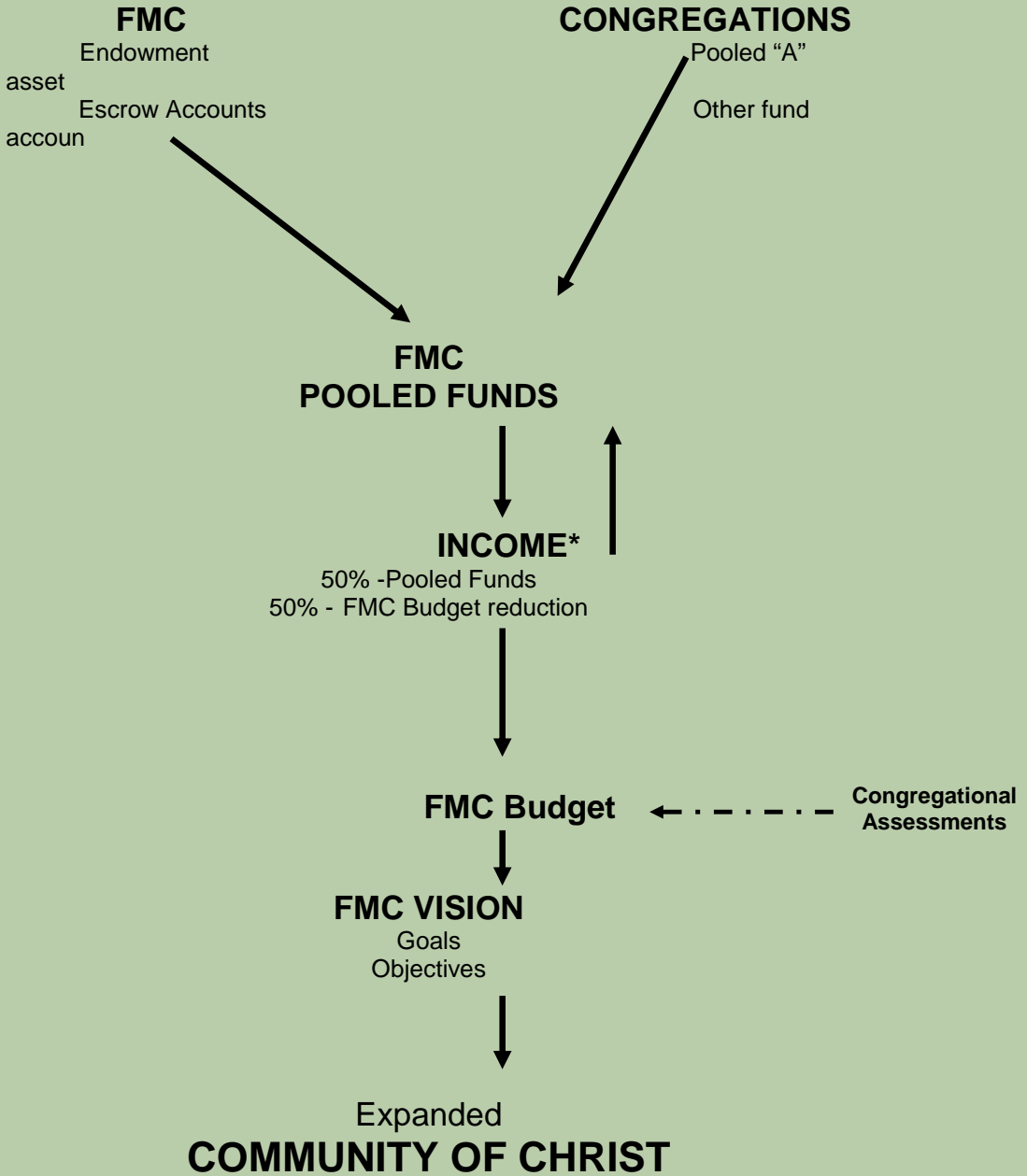
**Pooling is a practical  
expression of the  
Zionic principle that  
works for the common  
good of all people**



# Pooling is already used in our ministries

- A. 2 Cents a Meal
- B. Oblation
- C. World Hunger
- D. Local Funds
  - 1. Pantries
  - 2. Camperships
  - 3. Building Funds
  - 4. Operating Budgets

# FLORIDA MISSION CENTER POOLED FUND EXAMPLE



\* Income distribution is determined by FMC Conference



**Each congregation  
controls their pooled  
account balance**

What happens when  
pooled fund has  
earnings?

Example:

$\frac{1}{2}$  applied  
proportionately to each  
participating account

$\frac{1}{2}$  used to reduce  
congregational cost for  
FMC budget

**Pooling has kingdom  
building implications  
and allows the FMC  
vision to be  
accomplished**




**What happens if the  
pooled fund has a  
loss?**

**Each account would  
suffer the loss  
proportionately**




**Pooling:**  
**Storehouse principle**  
**that supports FMC**  
**mission to**  
**promote**  
**discipleship**  
**and its goals to**  
**promote**  
**peace and justice**  
**youth**  
**dialogue**



# How has the World Church's Associated Investment Pool (AIP) done in the past?


<b>World Church Investment Pool:</b>	<u><b>Year</b></u>	<u><b>% Yield</b></u>
	1995	15.05
	1996	15.28
	1997	26.60
	1998	2.98
	1999	16.19
<b>A Return on Investment (ROI)</b>	2000	10.19
	2001	-3.75
	2002	-4.95
	2003	1.24
	2004	18.71
	2005	9.64
	<b>AVERAGE</b>	<b>9.74</b>

# What will Pool earnings do for my congregation?



## Example of Projected Yields with Pooling

	Market Yield	4.00%	10.00%	20.00%	25.00%
	Member 50% Yield	2.00%	5.00%	10.00%	12.50%
ACCOUNTS	AMOUNT	INCOME	INCOME	INCOME	INCOME
A	\$5,000	\$100	\$250	\$500	\$625
B	\$14,400	\$288	\$720	\$1,440	\$1,800
C	\$15,800	\$316	\$790	\$1,580	\$1,975
D	\$16,000	\$320	\$800	\$1,600	\$2,000
E	\$19,900	\$398	\$995	\$1,990	\$2,488
F	\$20,800	\$416	\$1,040	\$2,080	\$2,600
G	\$22,800	\$456	\$1,140	\$2,280	\$2,850
H	\$25,000	\$500	\$1,250	\$2,500	\$3,125
I	\$41,600	\$832	\$2,080	\$4,160	\$5,200
J	\$44,500	\$890	\$2,225	\$4,450	\$5,563
K	\$45,000	\$900	\$2,250	\$4,500	\$5,625
L	\$62,200	\$1,244	\$3,110	\$6,220	\$7,775
M	\$74,000	\$1,480	\$3,700	\$7,400	\$9,250
N	\$75,500	\$1,510	\$3,775	\$7,550	\$9,438
O	\$76,500	\$1,530	\$3,825	\$7,650	\$9,563
P	\$50,000	\$1,000	\$2,500	\$5,000	\$6,250
Q	\$15,200	\$304	\$760	\$1,520	\$1,900
R	\$25,000	\$500	\$1,250	\$2,500	\$3,125
S*	\$304,600	\$6,092	\$15,230	\$30,460	\$38,075
TOTALS	\$953,800	\$19,076	\$47,690	\$95,380	\$119,225



# How might my congregation benefit from Pooling?

# Example of Assessment Reduction Based on Pooling

## 2006 Annual Congregational Budget Assessment

Assessment      Reduction      Amount

			\$10,000	\$25,000	\$50,000	\$62,500
Total Cong Support		\$106,529	\$96,529	\$81,529	\$56,529	\$44,029
Based on membership of:		1013	1013	1013	1013	1013
Per Member Value:		\$105.1619	\$95.2902	\$80.4827	\$55.8036	\$43
	Members	Support				
Avon Park/Sebring	17	\$1,788	\$1,620	\$1,368	\$949	\$739
Bradenton/Sarasota	126	\$13,250	\$12,007	\$10,141	\$7,031	\$5,476
Clearwater	29	\$3,050	\$2,763	\$2,334	\$1,618	\$1,260
Deerhaven	58	\$6,099	\$5,527	\$4,668	\$3,237	\$2,521
Fort Lauderdale	16	\$1,683	\$1,525	\$1,288	\$893	\$695
Fort Myers	77	\$8,097	\$7,337	\$6,197	\$4,297	\$3,347
Gainesville	26	\$2,734	\$2,478	\$2,093	\$1,451	\$1,130
Green Cove	16	\$1,683	\$1,525	\$1,288	\$893	\$695
Jacksonville	36	\$3,786	\$3,430	\$2,897	\$2,009	\$1,565
Lakeland	62	\$6,520	\$5,908	\$4,990	\$3,460	\$2,695
Ocala	21	\$2,208	\$2,001	\$1,690	\$1,172	\$913
Orlando	119	\$12,514	\$11,340	\$9,577	\$6,641	\$5,172
Palm Bay	59	\$6,205	\$5,622	\$4,748	\$3,292	\$2,564
Reed Canal	38	\$3,996	\$3,621	\$3,058	\$2,121	\$1,652
Pinellas Park	30	\$3,155	\$2,859	\$2,414	\$1,674	\$1,304
Tallahassee	34	\$3,576	\$3,240	\$2,736	\$1,897	\$1,478
Tampa	60	\$6,310	\$5,717	\$4,829	\$3,348	\$2,608
Tarpon Springs	51	\$5,363	\$4,860	\$4,105	\$2,846	\$2,217
Tavares	68	\$7,151	\$6,480	\$5,473	\$3,795	\$2,956
West Palm Beach	34	\$3,576	\$3,240	\$2,736	\$1,897	\$1,304
Zephyrhills	36	\$3,786	\$3,430	\$2,897	\$2,009	\$1,565
<b>TOTAL</b>	<b>1013</b>	<b>\$106,529</b>	<b>\$96,529</b>	<b>\$81,529</b>	<b>\$56,529</b>	<b>\$43,855</b>

# Pooling will provide:

## A. FMC Ministry

1. Missionary Outreach consulting
2. Congregational consulting
3. Exploration Series
4. Spiritual Renewal
5. Education & Training workshops & retreats
6. Peace and Justice focus
7. Listening Circles
8. Youth Minister
9. Preaching ministry
10. Support services

# Pooling also provides:

## B. Deerhaven Ministry

### 1. Reunions


- a. Winter
- b. Summer

### 2. Retreats

- a. Mission Center
- b. Jr. / Sr. High
- c. Young Adult
- d. Women
- e. Men
- f. Congregational

### 3. Youth Activities

- a. Junior
- b. Jr. High
- c. Sr. High
- d. High Adventure
- e. Canoe camp
- f. Young adult



# What's Next?

1. **Dialog: information, questions, concerns**
  2. **FMC Conference**
    - a. **endorse the concept**
    - b. **determine the % of distribution**
    - c. **encourage congregational participation**
  3. **Congregational Conferences**
    - a. **endorse the concept**
    - b. **determine its pool participation**
  4. **FMC is currently using the pool concept to fund the budget**
- 